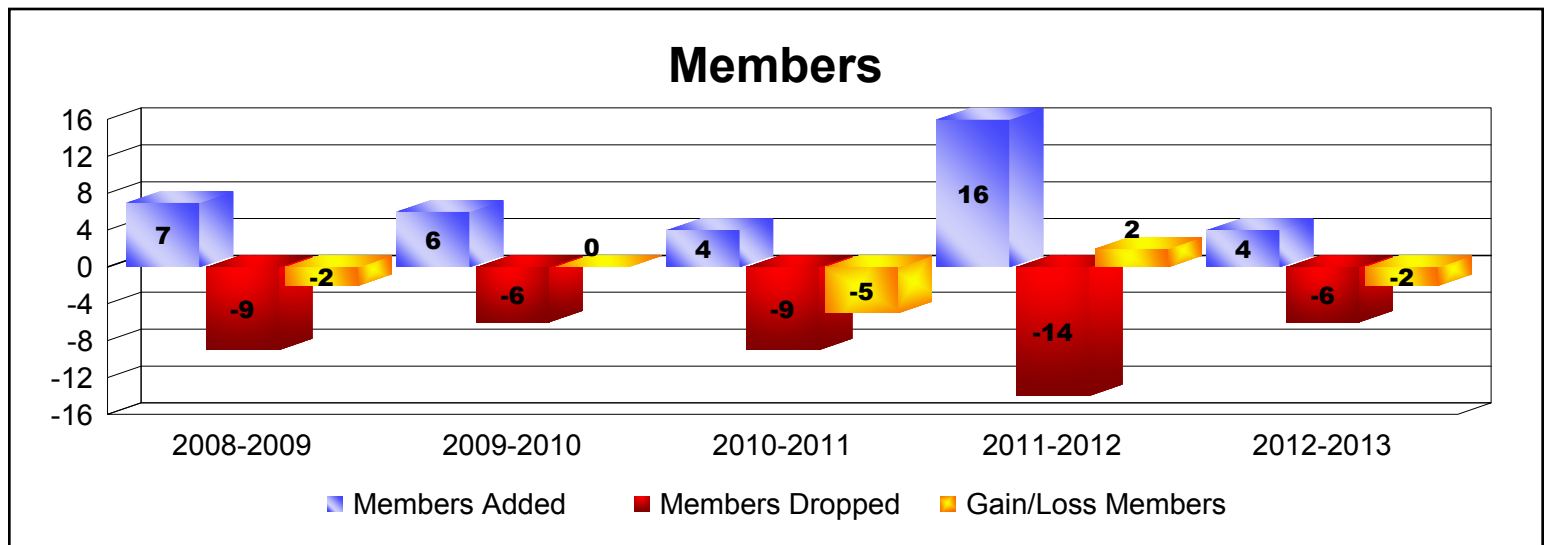
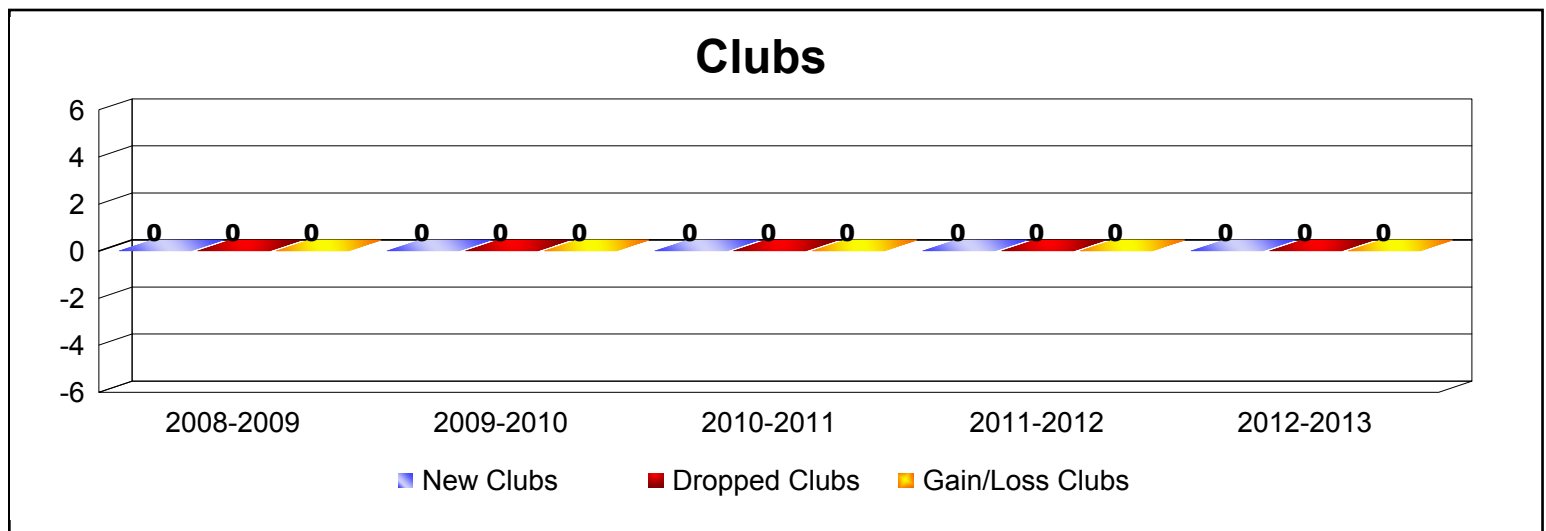
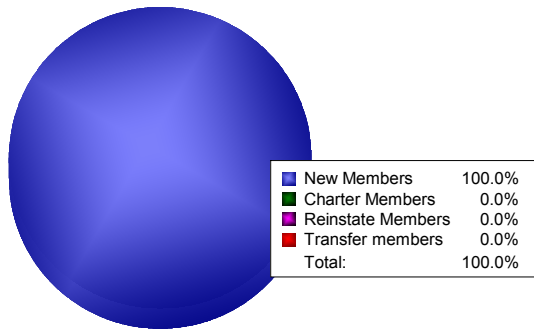


Year	New Clubs	Dropped Clubs	Gain/Loss Clubs	New Members	Charter Members	Reinstate Members	Transfer Members	Total Member Added	Total Members Dropped	Gain/Loss Members
2008-2009	0	0	0	1	0	0	0	1	-1	0
2008-2009	0	0	0	6	0	0	0	6	-8	-2
2009-2010	0	0	0	0	0	0	0	0	-1	-1
2009-2010	0	0	0	5	0	1	0	6	-5	1
2010-2011	0	0	0	0	0	0	0	0	-1	-1
2010-2011	0	0	0	4	0	0	0	4	-8	-4
2011-2012	0	0	0	1	0	0	0	1	-2	-1
2011-2012	0	0	0	15	0	0	0	15	-12	3
2012-2013	0	0	0	0	0	0	0	0	-1	-1
2012-2013	0	0	0	4	0	0	0	4	-5	-1
<b>Average</b>	<b>0</b>	<b>0</b>	<b>0</b>	<b>4</b>	<b>0</b>	<b>0</b>	<b>0</b>	<b>4</b>	<b>-4</b>	<b>-1</b>



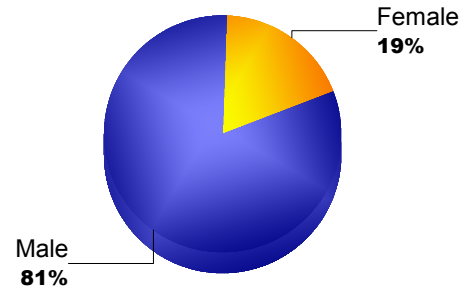
## Membership Composition

June 2013 Cumulative



## Gender Comparison

June 2013 Cumulative



Year	New Clubs	Dropped Clubs	Gain/Loss Clubs	New Members	Charter Members	Reinstate Members	Transfer Members	Total Member Added	Total Members Dropped	Gain/Loss Members
2008-2009	0	0	0	126	0	0	7	133	-155	-22
2009-2010	1	0	1	124	28	2	3	157	-143	14
2010-2011	0	0	0	129	0	0	17	146	-191	-45
2011-2012	1	-2	-1	100	24	4	1	129	-179	-50
2012-2013	1	-2	-1	115	20	3	7	145	-177	-32
<b>Average</b>	<b>1</b>	<b>-1</b>	<b>0</b>	<b>119</b>	<b>14</b>	<b>2</b>	<b>7</b>	<b>142</b>	<b>-169</b>	<b>-27</b>

